

Greenville

Triitopia.07 Product Specifications


















Published: November 2019

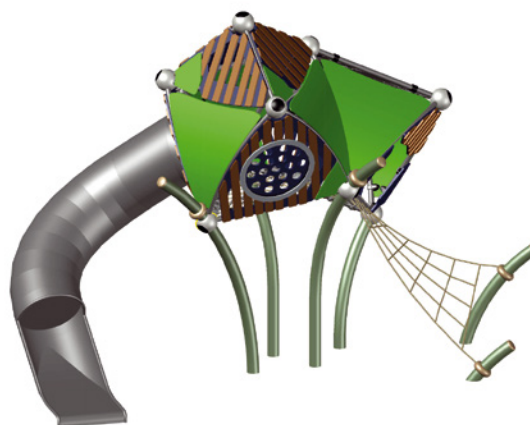
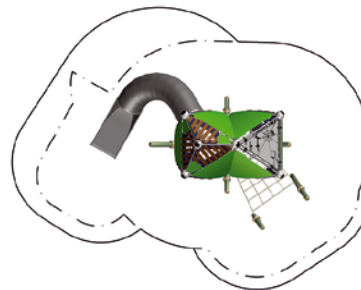
Triitopia.07

Behind the seemingly random construction lies a highly modular system that allows every Triitopia structure to be custom-designed in a shape and size to a maximal extent. A magical world of climbing and adventure where reality and fiction blend together and evolve into the unpredictable interplay of transparent and closed façade elements that are combined in close knit, nestled and asymmetric ways.

Even the smallest version of Triitopia offers exciting room for play and adventure. If you want to descend by the slide, you have to climb up the access net and creep through the intertwined Trii houses, which "share" two of the posts.

90.292.4007

	Product Family	Greenville
	Length x Width x Height (m) Length x Width x Height ("")	6,2 x 4,5 x 4,2 20-2 x 14-7 x 13-8
	Protective Surfacing Area acc. to DIN EN 1176 (m) Protective Surfacing Area acc. to ASTM/CSA (m) Protective Surfacing Area acc. to ASTM/CSA ("")	9,4 x 6,6 8,0 x 10,1 26-0 x 33-2
	Fall Height acc. to EN 1176 (m) Fall Height acc. to ASTM/CSA ("")	2,13 7-0
	Age	5-12
	Minimum Space required acc. to DIN EN 1176 (m²) Minimum Space required acc. to ASTM 1487 (ft²)	45.2 615.7
	Number of Foundations	5
	Concrete Volume C20/C25 (ft³)	116.9
	Number of skilled Installers required	3
	Installation Time without Foundation	16 hours
	Dimensions of largest Part ("")	14-9 x 4-7 x 4-3
	Weight of heaviest Part (lbs)	881.8
	Shipping Volume (ft³)	On request
	Total Weight (lbs)	On request
	Spare Part Guarantee	Lifelong



Technical Data

The following text can also be used for tenders.

Posts:

Bent steel posts with a diameter of Ø 5 1/4" and a wall thickness of 13/64" - 25/64", watertight sealed with rounded aluminum tops. Anti-corrosion treatment and color finish: sandblasting and solvent-free epoxy-/polyester-process.

Tubes:

A combination of straight and curved Framework® stainless steel tubes with a diameter of Ø 2 3/8", connected to Framework® aluminum balls.

Balls:

Framework®-aluminum ball connectors with a diameter of Ø 9 13/16". Anticorrosion treatment and color finish: sandblasted and powder-coated, securely closed with durable EPDM- caps.

Ropes:

U-Rope®-round strand ropes with galvanized steel cores and a diameter of Ø 5/8". The external strands are covered with high abrasion-resistant and UV-resistant polyester-yarn (no Polypropylene).

HDPE Roof and Wall Panels:

Dyed HDPE panels with a thickness of 3/4" for the roofs and straight, 2-colored walls and 25/64" for the bent side walls. The surface is grained and all edges are rounded. The attachment is made by cast aluminum pipe clamps to the tubes in the main frame.

Bamboo Panels:

Bamboo strips 3 1/2" mounted on HDPE-panels with 3/4" thickness and rounded edges, attached to the tubes of the framework with aluminum plate clamps.

Slide:

Tubular slide made of stainless steel. The side walls are welded with stainless steel tubes, ground and polished, fastened with cast aluminum plate clamps to the respective tube in the main frame.

Access Net:

Rope with Ø 5/8" and a mesh size of at least 11 13/16" x 11 13/16". The rope crossing points localized by durable, drop forged aluminum-ballknots (no plastic).